



10 Fight Club 5.11d TOP 100

An excellent and physical climb on an immaculate face.

Pitch 1 (5.10b) Climb a steep crack above the anchor then move left across a diagonal fault-line to a belay.
Pitch 2 (5.11d) Climb to a difficult flare and finish with gymnastic climbing through a small roof above.
SR to 4" *FA (p1) Colin Moorhead, Kai Hirvonen, 2001; FCA Colin Moorhead, Damien Kelly, 2001.*

11 Into the Void 5.11c ★★★★

Start up pitch one of *Fight Club*, but continue up the ever-thinning finger crack to a cruxy finish.
SR to 4" (30 m) *FA Colin Moorhead, Nick Watts, 1995.*

12 Wild Turkey 5.11a ★★★★

Follow a prominent groove on the right side of the wall.

Pitch 1 (5.10b) From the right-hand end of the 5.9 approach traverse, climb up and right toward a ledge.
Pitch 2 (5.11a) Battle up the left-leaning groove. A full repertoire of techniques (and lots of gear) is necessary to succeed. Three finishes are possible. The left-hand version follows a dyke to a face and features some bold slab moves, the direct finish is hard (5.11d), and the right-hand finish is easier.
SR to 4" *FA Greg Cameron, George Manson, 1979; FA (left-hand finish) Steve Seats, Kevin McLane, 2002; FA (direct finish) Matt Maddaloni, John Furneaux, 2004.*

13 Turkey Shoot 5.11b ★★★

Another big, exposed crack battle takes the fissure right of the last pitch on *Wild Turkey*.
Double rack to 4" (50 m) *FA Fred Beckey, Dave Beckstead, 1966; FFA Kai Hirvonen, Andre Ike, 2004.*

Bulletheads Centre

A noteworthy route cruises up the wall between Bulletheads North and the left end of Campground Wall.

14 Liquid Gold 5.11a TOP 100

This climb is outstanding. The crack that splits the final wall may be one of the best at the grade in Squamish. Scramble five metres up from the cliffbase trail to start.

Pitch 1 (5.10d, 40 m) Climb a shallow, left-facing corner which eventually arches left. When a bolt appears, head for it and finger traverse a dyke rightward. Easy but runout moves lead to a corner on the right. Gear belay.
Pitch 2 (5.11a, 20 m) Follow a corner which jogs left around roofs. One tough move. Belay below a chimney.
Pitch 3 (5.10c, 30 m) Work into the chimney, which narrows to offwidth size. Good cracks lead to a big ledge.
Pitch 4 (5.11a, 50 m) Stellar hand and finger cracks lead up the wall. A couple of belay options are possible with the best located at 50 metres where the angle eases. Alternatively, climb a 70-metre super pitch. Classic.
Pitch 5 (5.10b, 20 m) Finish up the crack above. Either descend (hike and rappel) via the Mañana Slab in Bulletheads South or hike to the top of *Wild Turkey*, find an anchor and make three double-rope raps to the ground.
Double rack to 4.5" *FA Gordie Smaill, Mike Wisnicki; 1969; FFA Derek Flett, Andrew Boyd, 2010.*

Campground Wall

This cliff runs through the forest above the campground. It is distinguished by a number of deep grooves and chimneys, and a few appealing cracks. Routes are listed from left to right.

15 Bullethead East 5.10c TOP 100

The left-most route on Campground Wall has a reasonable first pitch that leads to excellent crack climbing up high. Hike leftward along the cliff base past the *Self Abuse* arch and watch for a ramp that leads into a left-facing corner system with a deep bay in the back. Rap anchors on a ledge eight metres off the ground identify the start.

Pitch 1 (5.9, 40 m) Start up a fat flake just left of the foot of the ramp. A crack leads up left to shallow, left-facing corner flakes. Continue trending up and left to eventually arrive at a bolt belay on the left end of Bullethead Ledge.
Pitch 2 (5.10c, 35 m) Climb a crack to a roof and finish with sustained finger locks. Excellent! Tree belay.
Pitch 3 (5.10c, 40 m) Climb either a stem box on the left or the middle finger crack with a short crux (both 5.10c, both quality) to a bolted belay on a dirt ledge. Don't be